

Signify Classified - Internal  
Cooper Lighting Solutions Photometric Lab  
1121 Highway 74 South  
Peachtree City, GA 30269



Scaled data based on original data using  
LM-79-08 Approved Method: Electrical and Photometric Measurements of Solid-  
State Lighting Products

Test Report Prepared for  
Cooper Lighting Solutions  
(formerly Eaton)

Brand: STREETWORKS

Report Number: P867538

Luminaire Tested: **MEM2-HTN-SA-110-722-U-T2U**

Issue Date: 08/21/2024



**Test Information**

Test Method: LM-79-08  
Report Number: P867538  
Test Lab: INNOVATION CENTER(G3)  
Issue Date: 08/21/2024  
Manufacturer: COOPER LIGHTING SOLUTIONS (FORMERLY EATON)  
Product Line: STREETWORKS  
Catalog Number: MEM2-HTN-SA-110-722-U-T2U  
Description: EPIC MODERN TALL HOUSING DISCRETE LED ARRAYS 110W 70CRI 2200K  
FITXURE w/ TYPE II URBAN DISTRIBUTION OPTIC  
Light Source: (30) 2200K CCT, 70 CRI LEDS  
Ballast/Driver: ELECTRONIC DRIVER

**Summary**

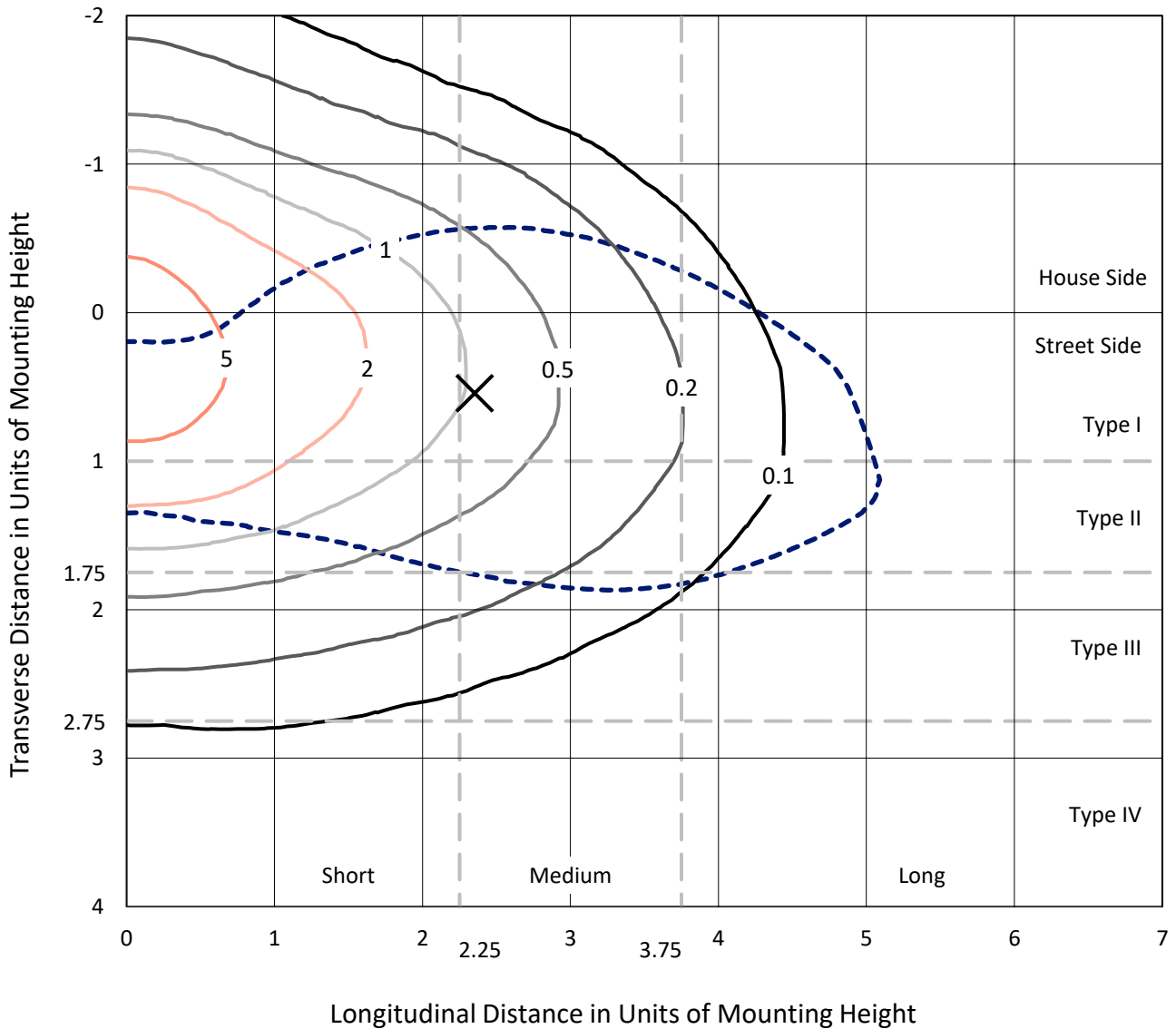
Lumens per Lamp: N/A  
Luminaire Lumens: 14636.9 lumens  
Efficiency: N/A  
Efficacy: 129.5 lumens/watt  
Luminous Opening: Rectangular (W 1' x L: 0.33' x H: 0')  
IES Classification: Type III - Medium  
BUG Rating: B3 - U0 - G3

Input Watts (W): 113  
Input Voltage (V): 120  
Input Current (A<sub>in</sub>): NR  
Voltage Rise (V): NR  
Power Factor: 0.99  
Total Harmonic Distortion (THDi): 7.77%  
Frequency (hertz): 60  
Stabilization Time: NR  
Operation Time: NR  
Ambient Temperature (°C): NR  
Test Distance: 24 FT

REPORT NUMBER: P867538  
 CATALOG NUMBER: MEM2-HTN-SA-110-722-U-T2U

### Iso-Footcandle Lines of Horizontal Illumination

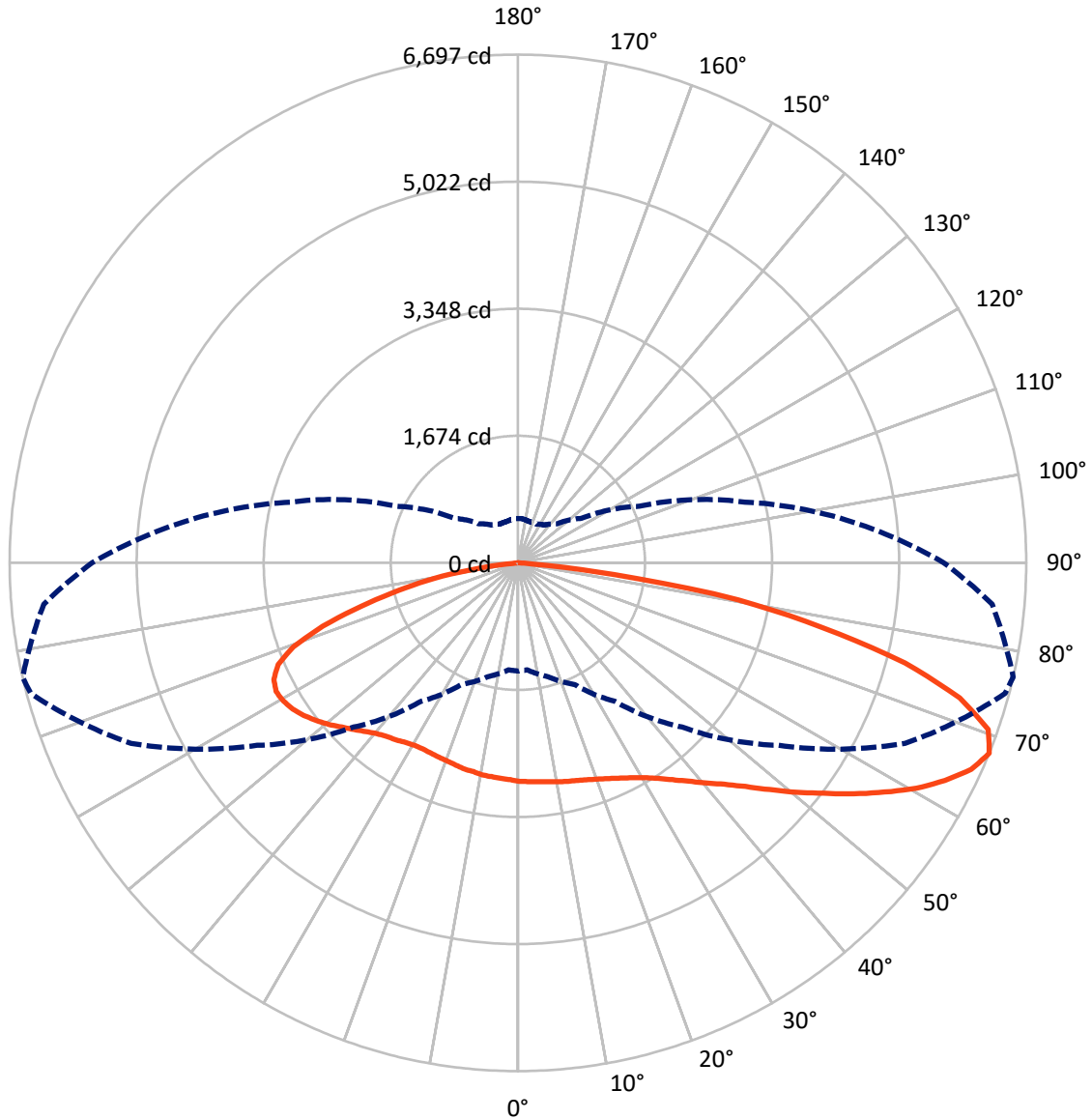
× Max cd  
 - - - 1/2 Max cd



Based on 20 foot mounting height. Maximum calculated value = 7.9 fc  
 Type III - Medium - N/A

REPORT NUMBER: P867538  
CATALOG NUMBER: MEM2-HTN-SA-110-722-U-T2U

### Luminous Intensity Polar Plot



— Vertical Plane Through 77-Deg Lateral    - - - Horizontal Cone Through 67.5-Deg Vertical

REPORT NUMBER: P867538  
 CATALOG NUMBER: MEM2-HTN-SA-110-722-U-T2U

**FLUX DISTRIBUTION:**

		Downward	Upward	Total
<b>House Side</b>	Lumens	4867.3	0.0	4867.3
	% Fixture	33.3	0.0	33.3
<b>Street Side</b>	Lumens	9769.6	0.0	9769.6
	% Fixture	66.7	0.0	66.7
<b>Total</b>	Lumens	14636.9	0.0	14636.9
	% Fixture	100.0	0.0	100.0

**Coefficient of Utilization**

**ZONAL LUMENS:**

Zone	Lumens	% Fixture
0°-10°	276.6	1.9
10°-20°	838.8	5.7
20°-30°	1414.2	9.7
30°-40°	2006.9	13.7
40°-50°	2539.1	17.3
50°-60°	2781.5	19.0
60°-70°	2688.8	18.4
70°-80°	1808.4	12.4
80°-90°	282.6	1.9
90°-100°	0.0	0.0
100°-110°	0.0	0.0
110°-120°	0.0	0.0
120°-130°	0.0	0.0
130°-140°	0.0	0.0
140°-150°	0.0	0.0
150°-160°	0.0	0.0
160°-170°	0.0	0.0
170°-180°	0.0	0.0
0°-90°	14636.9	100.0
0°-180°	14636.9	100.0



REPORT NUMBER: P867538

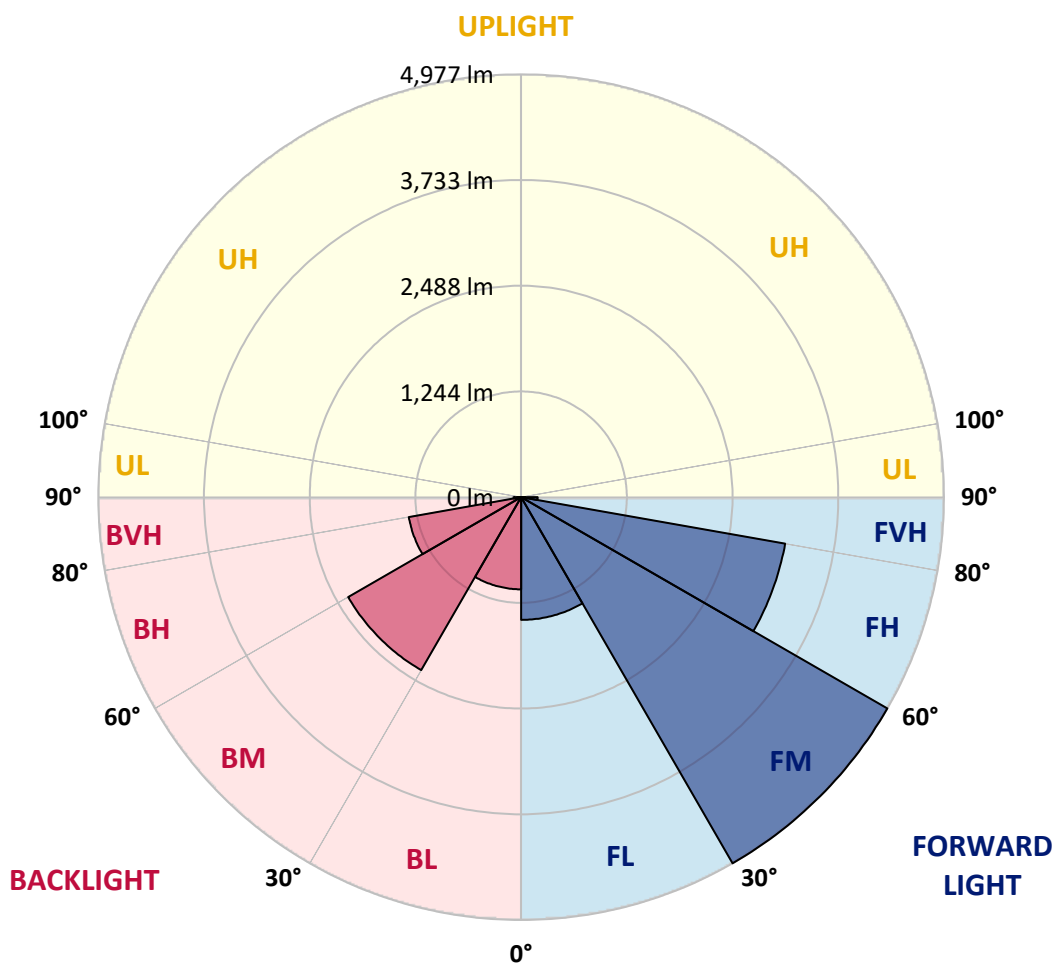
CATALOG NUMBER: MEM2-HTN-SA-110-722-U-T2U

**LUMINAIRE CLASSIFICATION SYSTEM LUMEN TABLE AND BUG RATING:**

Zone	Lumens	% Fixture	Zone Rating/Lumen Limit		
			B	U	G
FL (0°-30°)	1444.7	9.9			
FM (30°-60°)	4976.7	34.0			
FH (60°-80°)	3154.7	21.6			G2/5000
FVH (80°-90°)	193.5	1.3			G2/225
BL (0°-30°)	1085.0	7.4	B3/2500		
BM (30°-60°)	2350.8	16.1	B2/2500		
BH (60°-80°)	1342.4	9.2	B3/2500		G3/2500
BVH (80°-90°)	89.1	0.6			G1/100
UL (90°-100°)	0.0	0.0		U0/0	
UH (100°-180°)	0.0	0.0		U0/0	

**BUG Rating: B3-U0-G3**

Type III Medium





REPORT NUMBER: P867538

CATALOG NUMBER: MEM2-HTN-SA-110-722-U-T2U

**CANDELA DISTRIBUTION (FULL):**

	0°	5°	15°	25°	35°	45°	55°	65°	75°	77°	85°
0°	2877.8	2877.8	2877.8	2877.8	2877.8	2877.8	2877.8	2877.8	2877.8	2877.8	2877.8
2.5°	2941.5	2938.6	2924.1	2929.9	2912.5	2924.1	2906.7	2892.2	2889.4	2886.5	2889.4
5°	3034.1	3019.6	3005.2	2996.5	2982.0	2976.2	2947.3	2918.3	2900.9	2898.0	2892.2
7.5°	3141.2	3135.4	3115.2	3103.6	3063.1	3042.8	3002.3	2950.2	2924.1	2912.5	2898.0
10°	3251.2	3265.7	3239.7	3216.5	3170.2	3126.8	3057.3	2990.7	2938.6	2932.8	2900.9
12.5°	3387.3	3384.4	3367.1	3326.5	3271.5	3210.7	3126.8	3034.1	2964.6	2953.0	2906.7
15°	3508.9	3506.0	3482.9	3445.2	3372.8	3297.6	3184.7	3077.5	2990.7	2973.3	2918.3
17.5°	3621.8	3616.0	3601.6	3561.0	3471.3	3378.6	3268.6	3126.8	3022.5	3002.3	2927.0
20°	3720.3	3726.0	3708.7	3668.1	3584.2	3485.8	3346.8	3190.4	3063.1	3039.9	2953.0
22.5°	3827.4	3830.3	3821.6	3807.1	3700.0	3595.8	3445.2	3262.8	3109.4	3086.2	2982.0
25°	3940.3	3943.2	3949.0	3940.3	3818.7	3705.8	3546.6	3352.6	3173.1	3141.2	3022.5
27.5°	4070.6	4073.5	4085.0	4067.7	3937.4	3818.7	3659.5	3448.1	3239.7	3204.9	3057.3
30°	4218.2	4229.8	4221.1	4215.3	4064.8	3949.0	3772.4	3546.6	3326.5	3283.1	3118.1
32.5°	4394.8	4391.9	4374.6	4357.2	4203.7	4082.2	3899.8	3673.9	3433.6	3384.4	3216.5
35°	4522.2	4522.2	4496.2	4487.5	4345.6	4218.2	4038.7	3815.8	3555.2	3508.9	3320.7
37.5°	4600.4	4612.0	4591.7	4597.5	4461.4	4342.7	4177.7	3960.6	3688.4	3647.9	3448.1
40°	4629.3	4658.3	4675.7	4698.8	4562.7	4461.4	4325.3	4116.9	3859.2	3812.9	3601.6
42.5°	4635.1	4678.6	4739.4	4788.6	4635.1	4551.2	4467.2	4276.1	4027.1	3986.6	3769.5
45°	4606.2	4585.9	4733.6	4739.4	4675.7	4623.5	4591.7	4467.2	4270.3	4203.7	3977.9
47.5°	4386.1	4363.0	4403.5	4588.8	4626.4	4655.4	4719.1	4690.1	4513.5	4461.4	4218.2
50°	4030.0	4018.5	4180.6	4380.4	4504.8	4652.5	4823.3	4904.4	4782.8	4750.9	4522.2
52.5°	3442.3	3410.5	3740.5	4128.5	4345.6	4623.5	4895.7	5124.4	5086.8	5040.4	4782.8
55°	3068.9	3068.9	3291.8	3775.3	4143.0	4519.3	4942.0	5356.0	5422.6	5370.5	5081.0
57.5°	2669.3	2701.2	2932.8	3265.7	3850.5	4328.2	4936.2	5550.0	5746.9	5697.6	5396.5
60°	2327.7	2353.8	2486.9	2822.8	3506.0	4076.4	4872.5	5709.2	6048.0	6030.6	5674.5
62.5°	1980.3	2012.1	2119.2	2434.8	3051.5	3786.8	4739.4	5796.1	6331.7	6314.3	5955.3
65°	1702.3	1705.2	1812.4	2075.8	2596.9	3436.5	4504.8	5778.7	6551.7	6563.3	6192.7
67.5°	1424.4	1415.7	1554.7	1768.9	2226.4	3060.2	4192.2	5625.3	6644.4	6696.5	6270.9
70°	1048.0	1059.6	1253.6	1491.0	1881.8	2625.9	3755.0	5327.1	6493.8	6574.9	6091.4
72.5°	787.5	810.6	998.8	1244.9	1572.1	2191.6	3277.3	4808.8	6074.0	6085.6	5544.2
75°	639.8	645.6	813.5	1033.6	1288.3	1757.4	2631.7	4015.6	5136.0	5269.2	4710.4
77.5°	544.3	538.5	619.6	833.8	1039.4	1404.1	1983.2	3054.4	4032.9	4093.7	3688.4
80°	463.2	460.3	489.3	674.6	813.5	1001.7	1357.8	2127.9	2877.8	2944.4	2620.1
82.5°	243.2	260.6	254.8	416.9	460.3	526.9	651.4	967.0	1256.5	1273.9	1204.4
85°	11.6	11.6	11.6	17.4	29.0	46.3	89.7	89.7	98.4	188.2	214.2
87.5°	2.9	2.9	5.8	5.8	5.8	8.7	8.7	11.6	11.6	11.6	11.6
90°	0.0	0.0	0.0	0.0	0.0	0.0	0.0	0.0	0.0	0.0	0.0



REPORT NUMBER: P867538

CATALOG NUMBER: MEM2-HTN-SA-110-722-U-T2U

**CANDELA DISTRIBUTION (continued):**

	90°	95°	105°	115°	125°	135°	145°	155°	165°	175°	180°
0°	2877.8	2877.8	2877.8	2877.8	2877.8	2877.8	2877.8	2877.8	2877.8	2877.8	2877.8
2.5°	2883.6	2872.0	2854.6	2857.5	2854.6	2854.6	2840.1	2828.6	2825.7	2831.5	2843.0
5°	2886.5	2869.1	2843.0	2834.3	2825.7	2819.9	2796.7	2779.3	2770.7	2776.4	2779.3
7.5°	2886.5	2860.4	2831.5	2814.1	2790.9	2773.5	2747.5	2724.3	2712.7	2715.6	2721.4
10°	2880.7	2851.7	2828.6	2793.8	2756.2	2735.9	2695.4	2666.4	2652.0	2654.8	2640.4
12.5°	2880.7	2848.8	2802.5	2770.7	2718.5	2675.1	2643.3	2611.4	2599.8	2588.3	2582.5
15°	2883.6	2843.0	2796.7	2730.1	2669.3	2623.0	2582.5	2562.2	2544.8	2539.0	2541.9
17.5°	2883.6	2843.0	2773.5	2695.4	2625.9	2568.0	2533.3	2510.1	2504.3	2498.5	2498.5
20°	2898.0	2845.9	2753.3	2660.6	2573.8	2513.0	2481.1	2466.7	2466.7	2458.0	2458.0
22.5°	2921.2	2851.7	2741.7	2631.7	2530.4	2463.8	2429.0	2411.7	2420.3	2414.5	2411.7
25°	2947.3	2872.0	2727.2	2591.2	2472.5	2403.0	2368.2	2356.6	2353.8	2339.3	2359.5
27.5°	2967.5	2886.5	2718.5	2550.6	2420.3	2339.3	2295.8	2275.6	2261.1	2266.9	2261.1
30°	3022.5	2927.0	2721.4	2515.9	2362.4	2264.0	2211.9	2188.7	2182.9	2182.9	2182.9
32.5°	3097.8	2979.1	2741.7	2501.4	2307.4	2191.6	2127.9	2104.8	2099.0	2087.4	2093.2
35°	3193.3	3057.3	2773.5	2478.2	2264.0	2107.7	2038.2	2006.3	1997.6	1986.1	1986.1
37.5°	3300.5	3135.4	2796.7	2466.7	2206.1	2020.8	1942.6	1902.1	1896.3	1884.7	1890.5
40°	3436.5	3242.6	2834.3	2443.5	2139.5	1942.6	1838.4	1771.8	1786.3	1792.1	1803.7
42.5°	3590.0	3378.6	2892.2	2420.3	2087.4	1861.6	1708.1	1641.5	1658.9	1653.1	1664.7
45°	3798.4	3537.9	2964.6	2411.7	2023.7	1763.1	1575.0	1499.7	1493.9	1485.2	1491.0
47.5°	4015.6	3728.9	3034.1	2394.3	1954.2	1641.5	1424.4	1328.9	1305.7	1294.1	1282.5
50°	4241.4	3920.0	3115.2	2382.7	1861.6	1505.5	1273.9	1163.8	1120.4	1105.9	1091.5
52.5°	4496.2	4125.6	3184.7	2353.8	1760.2	1363.6	1137.8	1013.3	964.1	935.1	938.0
55°	4765.4	4313.8	3248.4	2319.0	1644.4	1230.4	1001.7	897.5	848.3	839.6	839.6
57.5°	5014.4	4507.7	3294.7	2258.2	1528.6	1100.2	888.8	799.1	775.9	787.5	787.5
60°	5269.2	4664.1	3317.8	2191.6	1409.9	990.1	810.6	738.3	726.7	749.8	752.7
62.5°	5474.7	4788.6	3312.0	2099.0	1279.7	894.6	735.4	677.5	683.3	723.8	732.5
65°	5622.4	4849.4	3239.7	1960.0	1155.2	810.6	668.8	613.8	613.8	642.7	651.4
67.5°	5610.8	4771.2	3094.9	1766.0	1022.0	726.7	608.0	564.6	564.6	584.8	581.9
70°	5373.4	4501.9	2819.9	1531.5	891.7	654.3	555.9	524.0	521.1	529.8	526.9
72.5°	4803.0	3954.8	2391.4	1265.2	770.1	581.9	503.8	474.8	469.0	457.4	448.7
75°	3963.5	3248.4	1867.4	1007.5	651.4	512.4	454.5	428.5	405.3	419.8	411.1
77.5°	3074.6	2492.7	1389.7	781.7	529.8	445.9	405.3	376.4	370.6	422.7	405.3
80°	2243.7	1722.6	981.5	558.8	411.1	361.9	338.7	315.6	399.5	535.6	532.7
82.5°	995.9	830.9	448.7	266.4	191.1	159.2	133.2	150.5	251.9	246.1	254.8
85°	89.7	92.6	49.2	31.8	20.3	17.4	11.6	11.6	8.7	8.7	8.7
87.5°	11.6	11.6	8.7	8.7	5.8	5.8	5.8	5.8	2.9	2.9	2.9
90°	0.0	0.0	0.0	0.0	0.0	0.0	0.0	0.0	0.0	0.0	0.0



LM-79-2019: Approved Method: Electrical and Photometric Measurements of Solid-State Lighting Products

Report Prepared for

Cooper Lighting Solutions

Streetworks

Report Number: SP1-2407-157-2

Test Date: 08/07/2024

Luminaire Tested: MEM2-HTN-SA-30-722-U-5WQ-2

Data in this report applies to families of products including MEM2-HTN-SA-30-722-U-5WQ-2

**Test Information**

Test Method: LM-79-2019  
 Report Number: SP1-2407-157-2  
 Test Lab: COOPER LIGHTING SOLUTIONS  
 Photometer: SP1 - 76IN SPHERE  
 Measurement Geometry: 4π  
 Issue Date: 08/20/2024  
 Manufacturer: COOPER LIGHTING SOLUTIONS  
 Product Line: Streetworks  
 Catalog Number: **MEM2-HTN-SA-30-722-U-5WQ-2**  
 Description: Epic Modern Light Square 30W 5WQ Optic and Flare Trim

**Spectral Parameters**

CCT (K): 2253  
 CIE u': 0.2868  
 CIE v': 0.5332  
 Duv: -0.0014  
 CIE x: 0.4974  
 CIE y: 0.4110  
 CIE z: 0.0915  
 Peak Wavelength (nm): 603  
 Dominant Wavelength (nm): 587  
 Purity: 72.69432  
 Rf: 76.9  
 Rg: 92.7

CRI (Ra):	70.6		
R1:	68.4	R9:	-36.0
R2:	88.7	R10:	78.2
R3:	85.4	R11:	61.0
R4:	63.5	R12:	74.2
R5:	69.0	R13:	72.8
R6:	88.9	R14:	92.2
R7:	68.5	R15:	58.0
R8:	32.0		



**Test Conditions**

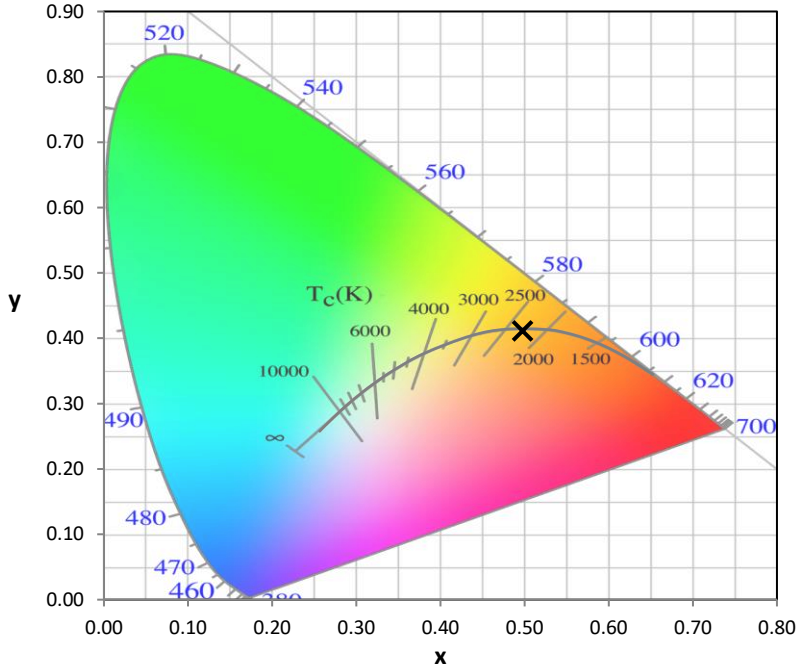
Stabilization Time: 29M  
 Operation Time: 1H 29M  
 Sphere Temperature (°C): 24.1

REPORT NUMBER: SP1-2407-157-2

Measurement and Test Equipment			
Instrument	Identification Number	Calibration Date	Calibration Due Date
Photometer	IN0058	6/18/2024	12/18/2024
Power Meter	INXT2011004	2/8/2024	2/8/2025
AC Power Source	IN0063	10/24/2023	10/24/2024
DC Power Source	IN0208	10/24/2023	10/24/2024
Sphere Thermometer	IN0085	10/24/2023	10/24/2024
Room Thermometer	IN0046	10/24/2023	10/24/2024

REPORT NUMBER: SP1-2407-157-2

CIE 1931 Chromaticity Diagram



CIE 1931 Chromaticity Diagram with 2017 ANSI 7-Step and 4-Step Quadrangles



Point lies inside the ANSI 2200K 4-step quadrangle

REPORT NUMBER: SP1-2407-157-2

**Photopic Flux vs. Wavelength**



**Photopic Lumens: NR**

$\lambda$ (nm)	Power W <sup>^</sup> /nm	Lumens ( $\phi$ /nm)	$\lambda$ (nm)	Power W <sup>^</sup> /nm	Lumens ( $\phi$ /nm)	$\lambda$ (nm)	Power W <sup>^</sup> /nm	Lumens ( $\phi$ /nm)	$\lambda$ (nm)	Power W <sup>^</sup> /nm	Lumens ( $\phi$ /nm)	$\lambda$ (nm)	Power W <sup>^</sup> /nm	Lumens ( $\phi$ /nm)
360	0	NR	490	117	NR	620	896	NR	750	20	NR	880	0	NR
365	0	NR	495	137	NR	625	838	NR	755	17	NR	885	0	NR
370	0	NR	500	160	NR	630	774	NR	760	14	NR	890	0	NR
375	0	NR	505	183	NR	635	704	NR	765	12	NR	895	0	NR
380	0	NR	510	202	NR	640	635	NR	770	10	NR	900	0	NR
385	0	NR	515	219	NR	645	565	NR	775	9	NR	905	0	NR
390	0	NR	520	235	NR	650	501	NR	780	7	NR	910	0	NR
395	0	NR	525	249	NR	655	440	NR	785	6	NR	915	0	NR
400	0	NR	530	263	NR	660	383	NR	790	5	NR	920	0	NR
405	0	NR	535	281	NR	665	332	NR	795	5	NR	925	0	NR
410	1	NR	540	302	NR	670	286	NR	800	4	NR	930	0	NR
415	3	NR	545	331	NR	675	245	NR	805	3	NR	935	0	NR
420	6	NR	550	366	NR	680	210	NR	810	3	NR	940	0	NR
425	12	NR	555	411	NR	685	178	NR	815	3	NR	945	0	NR
430	21	NR	560	469	NR	690	152	NR	820	2	NR	950	0	NR
435	38	NR	565	536	NR	695	129	NR	825	2	NR	955	0	NR
440	66	NR	570	614	NR	700	109	NR	830	2	NR	960	0	NR
445	122	NR	575	701	NR	705	92	NR	835	1	NR	965	0	NR
450	215	NR	580	785	NR	710	77	NR	840	1	NR	970	0	NR
455	236	NR	585	863	NR	715	66	NR	845	1	NR	975	0	NR
460	170	NR	590	928	NR	720	55	NR	850	1	NR	980	0	NR
465	148	NR	595	971	NR	725	47	NR	855	1	NR	985	0	NR
470	132	NR	600	994	NR	730	40	NR	860	1	NR	990	0	NR
475	104	NR	605	996	NR	735	33	NR	865	1	NR	995	0	NR
480	97	NR	610	979	NR	740	28	NR	870	1	NR	1000	0	NR
485	105	NR	615	943	NR	745	24	NR	875	0	NR			

REPORT NUMBER: SP1-2407-157-2

**Scotopic Flux vs. Wavelength**



**Scotopic Lumens: NR**

**S/P: 0.96**

λ (nm)	Power W <sup>^</sup> /nm	Lumens (φ/nm)	λ (nm)	Power W <sup>^</sup> /nm	Lumens (φ/nm)	λ (nm)	Power W <sup>^</sup> /nm	Lumens (φ/nm)	λ (nm)	Power W <sup>^</sup> /nm	Lumens (φ/nm)	λ (nm)	Power W <sup>^</sup> /nm	Lumens (φ/nm)
360	0	NR	490	117	NR	620	896	NR	750	20	NR	880	0	NR
365	0	NR	495	137	NR	625	838	NR	755	17	NR	885	0	NR
370	0	NR	500	160	NR	630	774	NR	760	14	NR	890	0	NR
375	0	NR	505	183	NR	635	704	NR	765	12	NR	895	0	NR
380	0	NR	510	202	NR	640	635	NR	770	10	NR	900	0	NR
385	0	NR	515	219	NR	645	565	NR	775	9	NR	905	0	NR
390	0	NR	520	235	NR	650	501	NR	780	7	NR	910	0	NR
395	0	NR	525	249	NR	655	440	NR	785	6	NR	915	0	NR
400	0	NR	530	263	NR	660	383	NR	790	5	NR	920	0	NR
405	0	NR	535	281	NR	665	332	NR	795	5	NR	925	0	NR
410	1	NR	540	302	NR	670	286	NR	800	4	NR	930	0	NR
415	3	NR	545	331	NR	675	245	NR	805	3	NR	935	0	NR
420	6	NR	550	366	NR	680	210	NR	810	3	NR	940	0	NR
425	12	NR	555	411	NR	685	178	NR	815	3	NR	945	0	NR
430	21	NR	560	469	NR	690	152	NR	820	2	NR	950	0	NR
435	38	NR	565	536	NR	695	129	NR	825	2	NR	955	0	NR
440	66	NR	570	614	NR	700	109	NR	830	2	NR	960	0	NR
445	122	NR	575	701	NR	705	92	NR	835	1	NR	965	0	NR
450	215	NR	580	785	NR	710	77	NR	840	1	NR	970	0	NR
455	236	NR	585	863	NR	715	66	NR	845	1	NR	975	0	NR
460	170	NR	590	928	NR	720	55	NR	850	1	NR	980	0	NR
465	148	NR	595	971	NR	725	47	NR	855	1	NR	985	0	NR
470	132	NR	600	994	NR	730	40	NR	860	1	NR	990	0	NR
475	104	NR	605	996	NR	735	33	NR	865	1	NR	995	0	NR
480	97	NR	610	979	NR	740	28	NR	870	1	NR	1000	0	NR
485	105	NR	615	943	NR	745	24	NR	875	0	NR			

REPORT NUMBER: SP1-2407-157-2

**Melanopic Flux vs. Wavelength**



**Melanopic Lumens: NR**

**M/P: 1.71**

$\lambda$ (nm)	Power W <sup>^</sup> /nm	Lumens ( $\phi$ /nm)	$\lambda$ (nm)	Power W <sup>^</sup> /nm	Lumens ( $\phi$ /nm)	$\lambda$ (nm)	Power W <sup>^</sup> /nm	Lumens ( $\phi$ /nm)	$\lambda$ (nm)	Power W <sup>^</sup> /nm	Lumens ( $\phi$ /nm)	$\lambda$ (nm)	Power W <sup>^</sup> /nm	Lumens ( $\phi$ /nm)
360	0	NR	490	117	NR	620	896	NR	750	20	NR	880	0	NR
365	0	NR	495	137	NR	625	838	NR	755	17	NR	885	0	NR
370	0	NR	500	160	NR	630	774	NR	760	14	NR	890	0	NR
375	0	NR	505	183	NR	635	704	NR	765	12	NR	895	0	NR
380	0	NR	510	202	NR	640	635	NR	770	10	NR	900	0	NR
385	0	NR	515	219	NR	645	565	NR	775	9	NR	905	0	NR
390	0	NR	520	235	NR	650	501	NR	780	7	NR	910	0	NR
395	0	NR	525	249	NR	655	440	NR	785	6	NR	915	0	NR
400	0	NR	530	263	NR	660	383	NR	790	5	NR	920	0	NR
405	0	NR	535	281	NR	665	332	NR	795	5	NR	925	0	NR
410	1	NR	540	302	NR	670	286	NR	800	4	NR	930	0	NR
415	3	NR	545	331	NR	675	245	NR	805	3	NR	935	0	NR
420	6	NR	550	366	NR	680	210	NR	810	3	NR	940	0	NR
425	12	NR	555	411	NR	685	178	NR	815	3	NR	945	0	NR
430	21	NR	560	469	NR	690	152	NR	820	2	NR	950	0	NR
435	38	NR	565	536	NR	695	129	NR	825	2	NR	955	0	NR
440	66	NR	570	614	NR	700	109	NR	830	2	NR	960	0	NR
445	122	NR	575	701	NR	705	92	NR	835	1	NR	965	0	NR
450	215	NR	580	785	NR	710	77	NR	840	1	NR	970	0	NR
455	236	NR	585	863	NR	715	66	NR	845	1	NR	975	0	NR
460	170	NR	590	928	NR	720	55	NR	850	1	NR	980	0	NR
465	148	NR	595	971	NR	725	47	NR	855	1	NR	985	0	NR
470	132	NR	600	994	NR	730	40	NR	860	1	NR	990	0	NR
475	104	NR	605	996	NR	735	33	NR	865	1	NR	995	0	NR
480	97	NR	610	979	NR	740	28	NR	870	1	NR	1000	0	NR
485	105	NR	615	943	NR	745	24	NR	875	0	NR			

**Summary**

$R_f = 76.9$   
 $R_g = 92.7$   
 CIE  $R_a = 70.6$   
 $R_9 = -36.0$



**Color Vector Graphics**





**Individual Sample Fidelity Index ( $R_{f,i}$ )**

CES01 = 87	CES26 = 76	CES51 = 88	CES76 = 78
CES02 = 65	CES27 = 94	CES52 = 85	CES77 = 75
CES03 = 32	CES28 = 93	CES53 = 80	CES78 = 79
CES04 = 72	CES29 = 81	CES54 = 86	CES79 = 82
CES05 = 51	CES30 = 91	CES55 = 83	CES80 = 81
CES06 = 52	CES31 = 83	CES56 = 77	CES81 = 51
CES07 = 44	CES32 = 75	CES57 = 75	CES82 = 92
CES08 = 42	CES33 = 88	CES58 = 76	CES83 = 88
CES09 = 29	CES34 = 88	CES59 = 84	CES84 = 90
CES10 = 79	CES35 = 94	CES60 = 91	CES85 = 65
CES11 = 62	CES36 = 90	CES61 = 82	CES86 = 48
CES12 = 68	CES37 = 97	CES62 = 91	CES87 = 76
CES13 = 45	CES38 = 98	CES63 = 86	CES88 = 78
CES14 = 75	CES39 = 97	CES64 = 70	CES89 = 61
CES15 = 72	CES40 = 94	CES65 = 71	CES90 = 80
CES16 = 48	CES41 = 95	CES66 = 71	CES91 = 80
CES17 = 51	CES42 = 89	CES67 = 70	CES92 = 51
CES18 = 57	CES43 = 80	CES68 = 74	CES93 = 68
CES19 = 74	CES44 = 99	CES69 = 84	CES94 = 44
CES20 = 68	CES45 = 83	CES70 = 72	CES95 = 66
CES21 = 88	CES46 = 81	CES71 = 75	CES96 = 75
CES22 = 81	CES47 = 88	CES72 = 89	CES97 = 76
CES23 = 92	CES48 = 73	CES73 = 68	CES98 = 72
CES24 = 92	CES49 = 82	CES74 = 85	CES99 = 63
CES25 = 73	CES50 = 87	CES75 = 80	



Color Rendition by Hue-Angle Bin



Measure Comparisons



(END OF REPORT)